

Step Light 2102

3"x 4" portrait orientation

Recessed step or pathway light



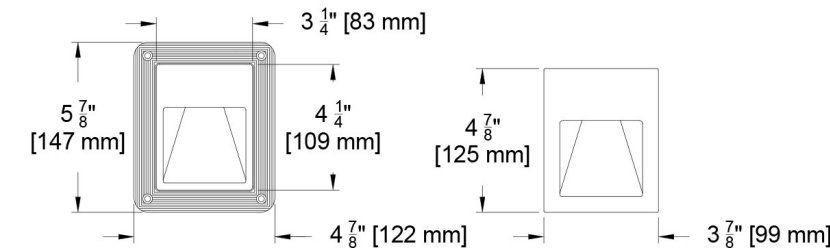

Your path forward is important and Specialty is here to help guide your steps. Our fully dimmable solid state pathway or step light is intended for low level illumination in residential, institutional, commercial or theater applications. The 2102 light is wet location rated for recessed applications in cement, stone or drywall.

PROJECT:

TYPE:

SPECIFIER:

DATE:



SW-2102 Step Light					
Source	CCT	System watts (W)	Delivered Lumens (Lm)	Lumens/ Watt	Peak (cd)
Specialty A4	2700	4	57	14	74.9
Specialty A4	3000	4	61	15	80.2

Measurements based on 3000K CCT

Key Points (2102)

Trim/Housing

- Flanged or Flangeless installation
- Milled aluminum Housing
- IP54 Wet Location


Source/Optics

- 4w LED array.
- Up to 62 delivered lumens
- <2 MacAdam Steps (<2SDCM)
- 90 + CRI
- Integral, flat, veiling acrylic lens
- 2700K, 3000K, 3500K, 4000K (available upon request)

Driver

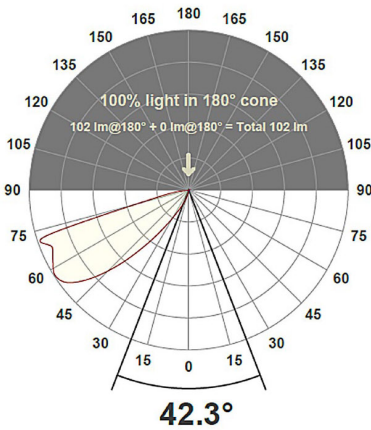
- 120 Volt, 60 Hz

Labels

-  US, US tested to UL standards 1598, Wet location

Trim Finish

- 2 color options + Custom color, RAL or wood available



Ordering Codes

PROJECT:








SPECIFIER:

DATE:

TYPE:

QUANTITY:

Ordering Code Example: 2102-F-A4-27-V4-B

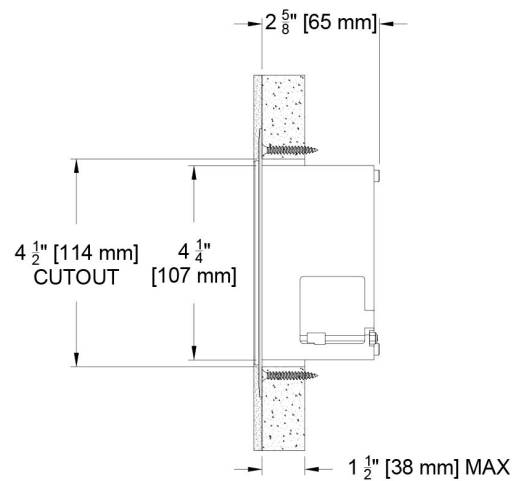
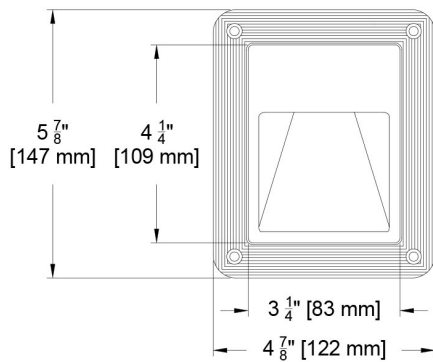
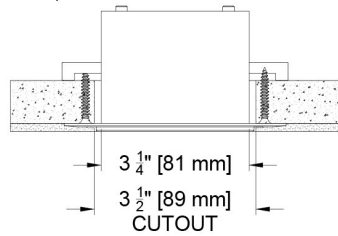
2102						
FIXTURE	TRIM	MOUNTING	SOURCE / WATTS	CCT	DRIVER / CONTROL	TRIM FINISH
Step Light 2102	F Flanged Trim Z Flangeless Trim	Flanged Housings FH Flanged Housing Flangeless Housings PH Plaster Housing PM Panel Mount* CM Concrete Mount *Usually used with Wood Finish option	AC4 4W 102Lm 90+CRI, 60+R9 AC LED - Specialty Array	30 3000K 27 2700K 35 3500K	V4 10.0%, (120-120V) 120v line voltage driver C24 UNV (120-277V) C24/C1 *24V Constant Voltage	W White Paint  B Black Paint  PXX Specialty Paint Color*  C Custom/RAL Color*  D Wood**  *Refer to Specialty Finish Guide **Refer to Specialty Wood Trim Guide  

Wall Cutouts & Dimensions

Step Light

Plaster Mount (PH)

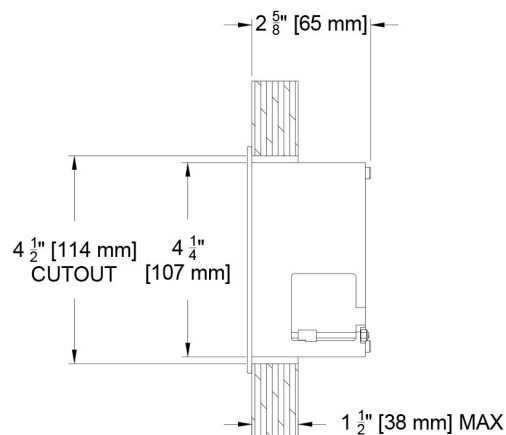
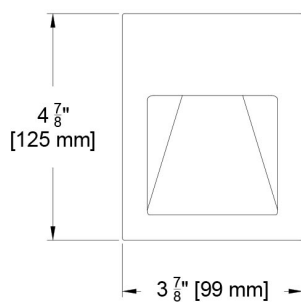
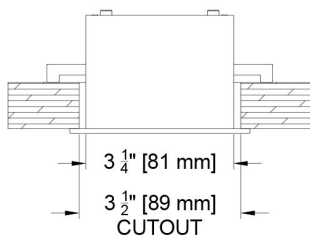
(2102-Z-PH-)



Step Light

Flange Mount (FH)

(2102-F-FH-)

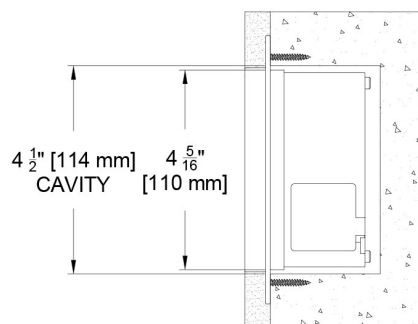
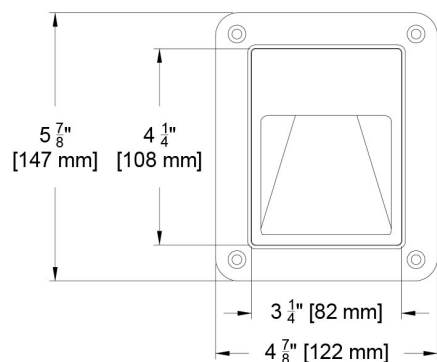
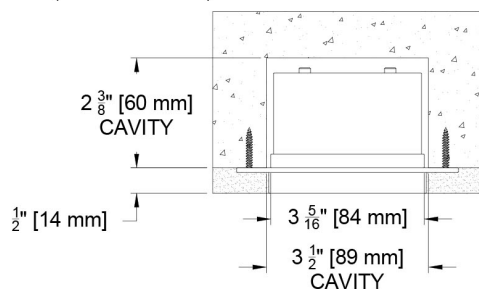


Wall Cutouts & Dimensions

Step Light

FlangelessTrim (Z) for Concrete Mount

(2102-Z-CM-)



Step Light

FlangelessTrim (Z) for Wood Panel Mount

(2102-Z-PM-)

